




METRO | DOOR SERIES



*A warm welcome
starts with the door.*



TEAK FANTASY SERIES

A new range of high quality interior door from Metro. Teak fantasy doors are a mixture between quarter and crown cut veneers. Veneers are horizontally and vertically fixed to the door to give a classic and timeless look to your home decor. All teak fantasy doors are available with our 30 minute fire door range for added safety.



Teak Fantasy 001



Teak Fantasy 002




Teak Fantasy 007



Teak Fantasy 008



Teak Fantasy 003



Teak Fantasy 004



Teak Fantasy 009



Teak Fantasy 010



Teak Fantasy 005



Teak Fantasy 006

Optional :

 Sound Reducing

 Thai Industrial Standards (TIS.)

 Fire Resistant Door (30 / 60 / 120 min.)

Crafted from reconstituted teak veneers, the uniform character and style really shine through in every aspect. We add horizontal and verticle router groove lines to add to the modern design

LINEA TEAK FANTASY SERIES



Linea Teak Fantasy 001

Optional :



Linea Teak Fantasy 002



Linea Teak Fantasy 003



Linea Teak Fantasy 004



Linea Teak Fantasy 005




Linea Teak Fantasy 006

MOULDED PANEL SERIES



101 Bosa



202 Milano



203 Pisa



204 Capri



205 Arezzo



301 Ravenna

Metro moulded panel door is a luxury interior door suitable to any room in your home. Either painted or stained, It is finished beautifully. All moulded doors are supplied with the top quality water-based primer coat which ensure the uniform final finishing and environmental friendly. All styles of this door are available with a standard core construction, light weight, middle weight, heavy weight option.



201 Genoa



401 Como



601 Roma



303 Bologna




402 Venice



403 Florence




404 Parma



502 Rimini

LINEA PLUS SERIES

It is the new internal door range from Metro which include the long horizontal and vertical lines to suit a range of architecural style and tastes. This linea plus is more solid with the thicker skin and it is routed both faces and is primer coated ready for painting finish



Linea Plus 01



Linea Plus 02



Linea Plus 03



Linea Plus 04




Linea Plus 05



Linea Plus 06




Linea 09



Linea 10



Linea 11



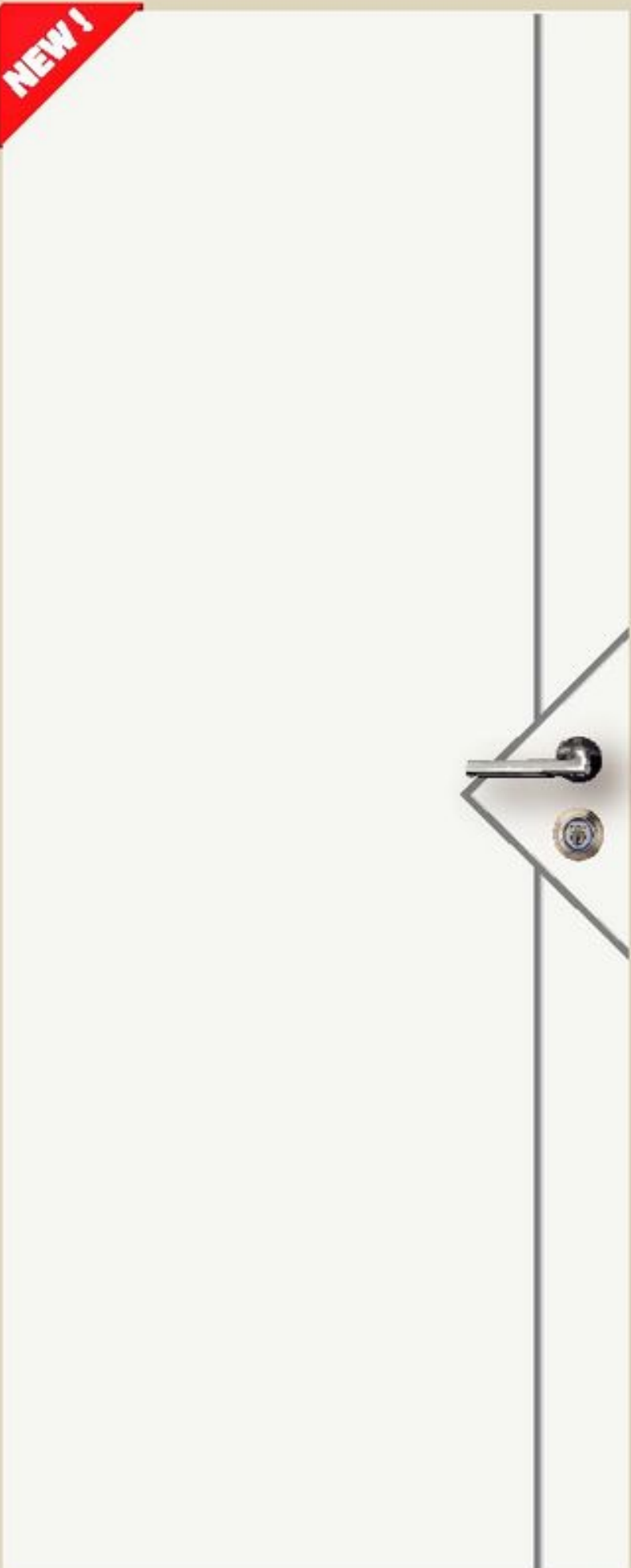
Linea 12



Linea 13



Linea 14



Linea 15



White Primer
Coated

Optional :



Sound
Reducing



Thai Industrial
Standards
(TIS.)




Forest Stewardship
Council
(FSC)




Fire Resistant Door
(30 / 60 / 120 min.)

LINEA SMOOTH SERIES

The Linea range is the ultimate in contemporary style. It's smooth finish together with its routed lines give this door a ultra modern look. linea smooth doors are primer coated ready for painting



Linea 01




Linea 02



Linea 03



Linea 03 P




Linea 04




Linea 05



Linea 06



Linea 07



Linea 08


Linea Plus 14




Linea Plus 11



Linea Plus 07



Linea Plus 15



Linea Plus 12



Linea Plus 08



Linea Plus 16



Linea Plus 09



Linea Plus 17



Linea Plus 13



Linea Plus 10



Create
your
style

MELAMINE FLUSH DOOR SERIES

A Contemporary, stylish and affordable interior flush door, the melamine flush door is laminated with high quality melamine decorative surface, ready to be installed without any painting or lacquer finishing required. melamine surfaces are resistant to minor scratches and staining for years of trouble free service.



MD709 White Chess



MD369 Yearn



MD680 Chicago



MD671 Natural Essence



MD557 Combi Brown



MD618 Cappuccino




MD670 Continental Brown



MD381 Canyon



MD529 Real Oak



MD701 Line

From standard colors to woodgrain designs, Metro's high pressure laminates door can be customized to match with any interior designs. It is a posh, stylish, and very functional door with high impact-resistant and scratch-proof top layer making it more durable than others.

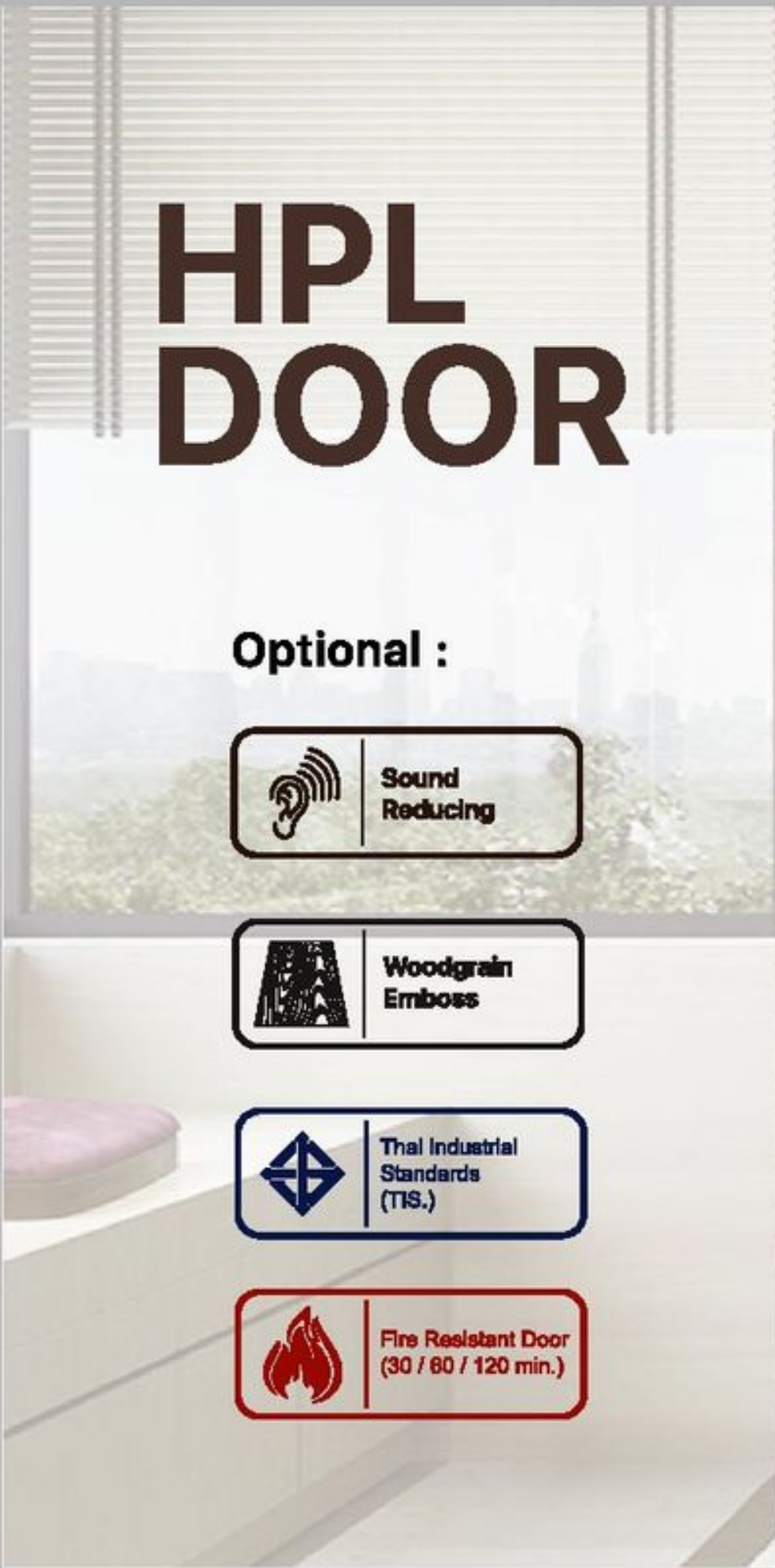
HPL DOOR SERIES



A3599 Burn-Buck



E1006 Lace



E3752 Spring




C3334 Silken



H3531 Nordic



E3652 Highlander



G7308 Owen Rift



F1009 Amulet



G3511 Ambassador



D3560 Rincon

ALPI VENEER DOOR SERIES



10.24
Santos Rosewood



10.42
Ammara Ebony



10.68
Thermotreated Oak



10.69
Breeze Oak




11.05
Steady Dove Grey Oak




10.19
Wavy American Walnut



13.05
Heaven and Heart



13.07
Ebony and Ivory



A leader in the production of decorative composite wood surfaces, thanks to constant R&D activities, ALPI provides highly diversified solutions in terms of types of wood, perfectly replicating the colors and grain of natural wood, or creating patterns that cannot be found in nature, with original chromatic effects, also when combined with materials of other kinds. The range includes over 90 catalogue proposals available in stock, which ALPI constantly updates and enriches to respond to all the creative needs of designers, alongside the unlimited selection of bespoke solutions.

Optional :

- Sound Reducing
- The Industrial Standards (TIS.)
- Forest Stewardship Council (FSC)
- Fire Resistant Door (30 / 60 / 120 min.)



Is Metro door designed with veneers finishing layout horizontally and/or vertically.
Sophisticated design by Alpi veneers enhance the elegance and classic of the door.

ELEGANCE VENEER SERIES



Elegance 06



Elegance 03



Elegance 01



Elegance 02



Elegance 04



Elegance 05



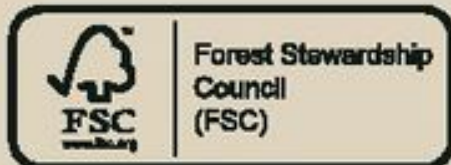
Elegance 06/1



Elegance 07



Optional :



EXTER DOOR


Weather & Water Resistant Door

Features :

- Various infill options available.
- High performance door skins.
- High impact resistance.



Exter 001
(WoodGrain Surface)




Exter 002
(Smooth Surface)



Exter 601
(WoodGrain Surface)

Weather & Water Resistant Door

Exter doors are the weather and water resistant door for external and internal use. It is higher performance against moisture elements required e.g. entrance doors, back doors and bathroom doors. It is not only the water resistant door, but also the high impact resistance. This doorskin is very deep in woodgrain embossed and look like real natural wood which you cannot differentiate between the real wood and exter door surface. It gives you more than wood property for exterior quality.



FIRE DOOR

FIRE RESISTANT DOOR

120 MINUTES
FIRE DOOR



ALPI Veneer Series
13.01 Crown Bark

HPL Door Series
C3334 Silken

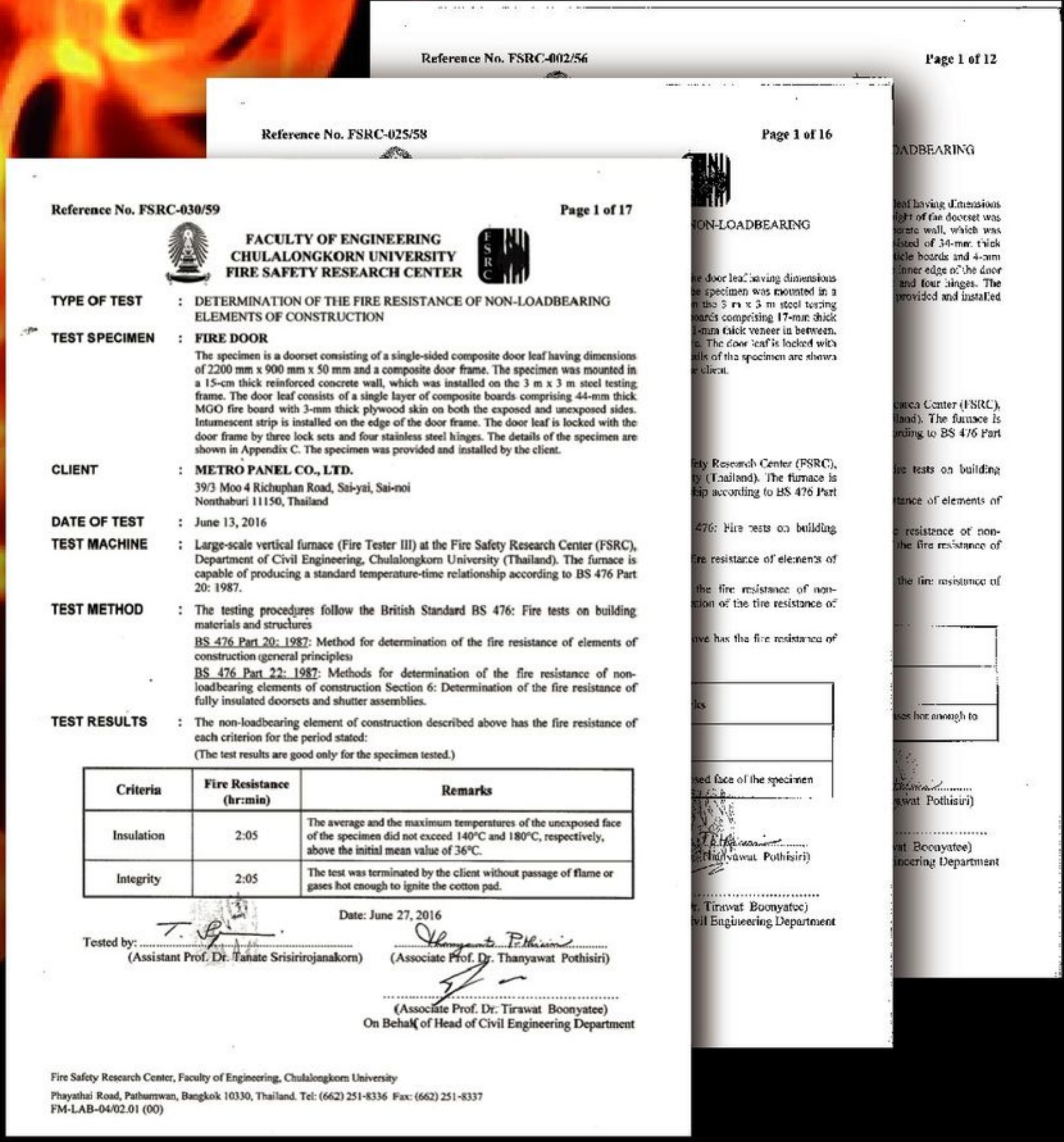
Melamine Flush Door
MD670 Continental Brown

We offer the fire door 30 / 60 / 120 min. internal doors in many designs and styles, so you can take a selection that's best suited to your project.

The range includes various Alpi Doors, Melamine Doors, Teak Fantasy Doors, Linea Doors, etc. these doors are suitable for all projects including condominiums and single houses. These fire doors are madw to order with various options of door facings which are

- Wood Veneer
- Melamine
- White primed
- Shallow routed

Our fire door is tester according to the British Standards BS 476.



Optional :



50 mm.
Thickness



45 mm.
Thickness



45 mm.
Thickness

FLAT HDF SERIES

The Flat HDF range is the ultimate in contemporary style. its woodgrains embossed finish, coupled with the horizontal and vertical line, gives this door a complete designer look. it is one of the new design series out of molded panel doors, for the customers who like to decorate homes with the modern styles.



001 Verona



002 Catania



005 Mexicana



003 Napoli



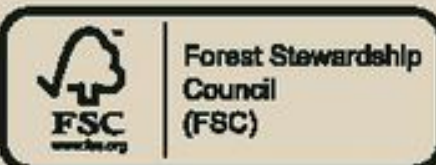
004 Monza



006 Athens



Optional :



We take the melamine doorskins and emboss with deep woodgrain patterns for a total new look of door various embossed patterns are available

FINO DOOR SERIES



Fino White Melamine 01




Fino White Melamine 02



Fino Melamine 670



Fino Melamine 701



Optional :



NATURAL WOOD VENEER SERIES

Conventional, Stylish, Affordable natural veneer flush doors. Metro offer this in natural, Teak, Walnut, Sapele, Red Oak, Red Gum, Beech and White Oak veneers. We select from only top grade quality veneers.



Red Gum



American Walnut



Sapele



Natural Teak



Red Oak



White Oak



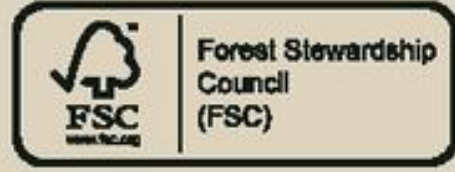
Beech

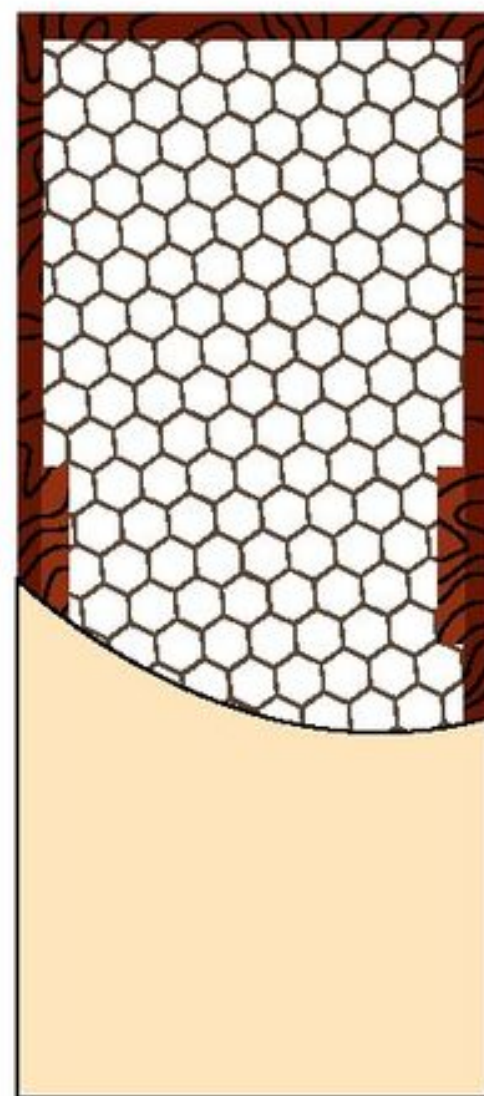
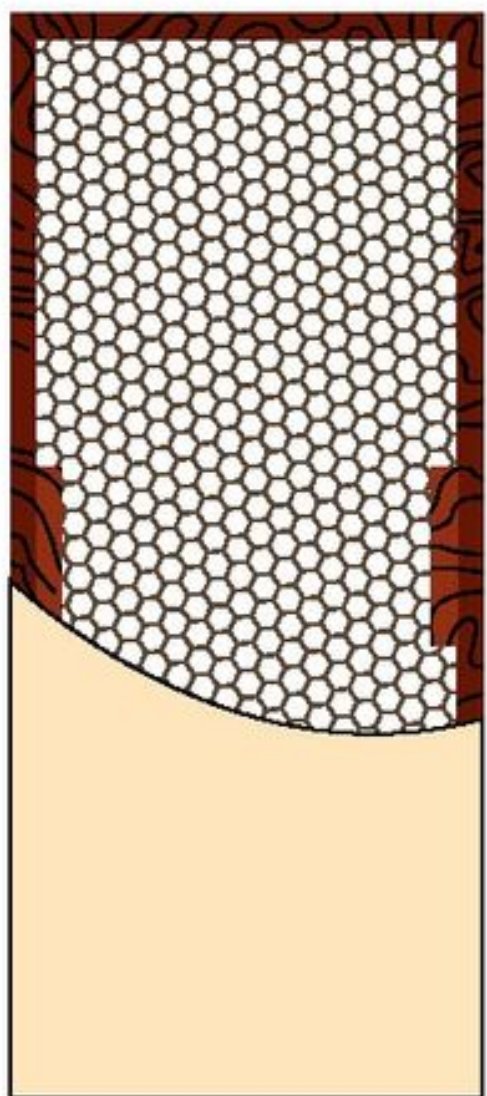
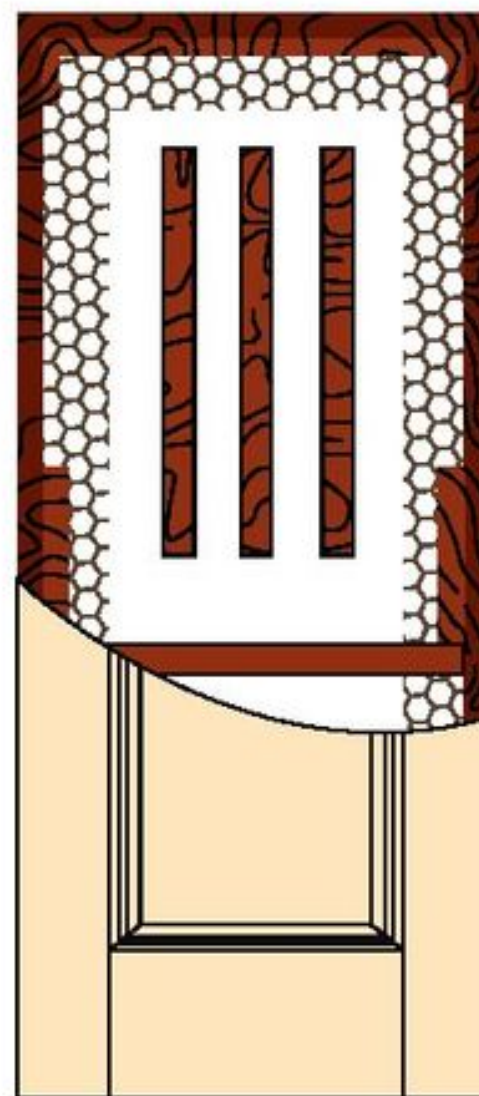
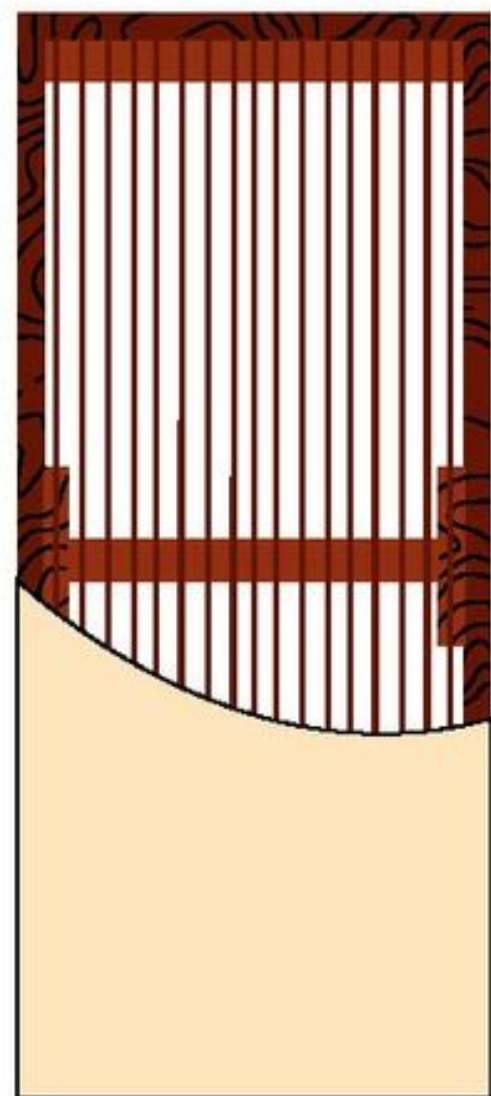



Maple




Optional :



Materials					
	Core Types	Honeycomb Large Cell	Honeycomb Small Cell	Semi Solid Infill	Plywood / MDF Strip / Timber Strip Infill
Frame	Timber	Timber	Timber	Timber	Timber
Infill	Honeycomb Large Cell	Honeycomb Small Cell	Timber / PB / MDF / Polystyrene	MDF / Plywood Strip	Timber / PB / MDF Fire Door Infill ; Cement Board (30 min.) Magnesium Oxide (60 / 120 min.)
Skin	MDF / Plywood / HDF / HPL	MDF / Plywood / HDF / HPL	MDF / Plywood / HDF / Fiberglass	MDF / Plywood / HDF	MDF / Plywood / HDF
Acoustic Level	Low	Medium	Low / Medium	Medium	Medium
Weight Approx	10 - 15 kgs.	15 - 16 kgs.	19 - 22 kgs.	15 - 25 kgs.	15 - 25 kgs.
Door Used	Internal	Internal	Internal / Entrance	Internal	Internal

Standard Size



Height	1800, 2000 mm.
Width	600, 700, 800, 900, 1000 mm.
Thickness	35 mm. 40 mm. 45 mm.

Care and handling

Metro doors are a natural product and as such are susceptible to changes in the environment such as sunlight, humidity, temperature fluctuations and rain.

To help you protect your investment:

- Always store your raw doors flat, in a dry place, avoid freshly plastered rooms or other damp areas.
- Doors must be correctly installed, sealed and maintained.

Safety

Metro Doors recommends using the appropriate safety equipment.


When working with timber always wear goggles, gloves and a dust mask.

Optional :



Fire Resistant Door (BS 476)

Fire resistant door is tested according to the British Standard. We offer the fire resistant door 30 / 60 / 120 minute.



Forest Stewardship Council (FSC)

Certification system enables to differentiate wood products that come from responsible forest management which delivers added value.



Thai Industrial Standards (TIS)

The technical requirement that the Thai industrial standards institute (TISI)



METRO PANEL CO.,LTD.

Factory :

39/3 Moo 4, Richuphan Rd., Saiyai,
Sainoi, Nonthaburi 11150 Thailand

Tel. : 02 044 5555

Fax. : 02 012 4144

Head Office :

72 Soi Nonthaburi 15, bangkraso, Mueang
Nonthaburi 11000 Thailand

Tel. : 02 055 8555

Fax. : 02 526 6106

Email : marketing@metroply.com

Website : www.metroply.com

